



Installation: hazardous areas - Zone 1 / 2 (Gases)
Zone 21 / 22 (Dusts)

Classification: Group II - Category 2G 2D



REFERENCE STANDARDS

Directive 2014/34/EU

EXECUTION	⊗ II 2 G Ex d e q IIC T4 Gb ⊗ II 2 D Ex tb IIIC T80°C Db
RULES OF COMPLIANCE	EN/IEC 60079-0; EN/IEC 60079-1; EN/IEC 60079-5; EN/IEC 60079-7; EN/IEC 60079-31
EC Type-Examination Certificate	LCIE 12 ATEX 3050X
PROTECTION DEGREE	IP66
AMBIENT TEMPERATURE	-20°C ÷ +60°C
OTHER AVAILABLE CERTIFICATES	IECEX: IECEX LCIE 12.0019X INMETRO: CEPPEL 15.2405X EAC: TC RU C-IT.BH02.B.00602 (-40°C ÷ +60°C) RUSSIAN MARINE CERTIFICATE (RMRS): 19.02519.280

Mechanical characteristics

Body	glass fibre reinforced polyester resin self-extinguishing acc. to UL94
Diffuser	U/V resistant polycarbonate - hinged to body
Safety closing	operated by hexagonal key
Gaskets	EPDM 60 rubber suitable for high temperatures and resistant to environments conditions
Internal reflector	white stove enamelled sheet aluminum
Cable entry	1 PCE M25 cable gland and 3 M25 plugs

Electrical characteristics

Power supply	electronic ballast 96...254V AC 50/60Hz (cos ρ ≥ 0,95) / 96 130V DC
Lampholders	bi-pin G13 cap
Internal wiring	high-temperature resistant silicon rubber insulation cables
Terminals	with protections against over charge and over discharge



On Request Accessories:

- Pole mounting kit complete with stainless steel hardware
- Ceiling mounting kit complete with stainless steel hardware
- Pendant mounting kit complete with stainless steel hardware
- Wall/Structure mounting kit complete with stainless steel hardware
- Electronic ballast with voltage supply different than standard
- Voltage different than standard

Technical data

CODE	LAMP	TEMPERATURE CLASS (GAS)	TEMPERATURE CLASS (DUSTS)	LAMPHOLDER	ENTRY	EMERGENCY UNIT	AUTONOMY	DETAIL
FLUORESCENT LIGHTING FIXTURES FOR SINGLE AND TWIN LAMPS - POWER SUPPLY 96...254V AC 50/60Hz								
AVC218	2 x 18W	T4	T 80°C	G13	4 x ISO-M25	-	-	A
AVC236	2 x 36W	T4	T 80°C	G13	4 x ISO-M25	-	-	A

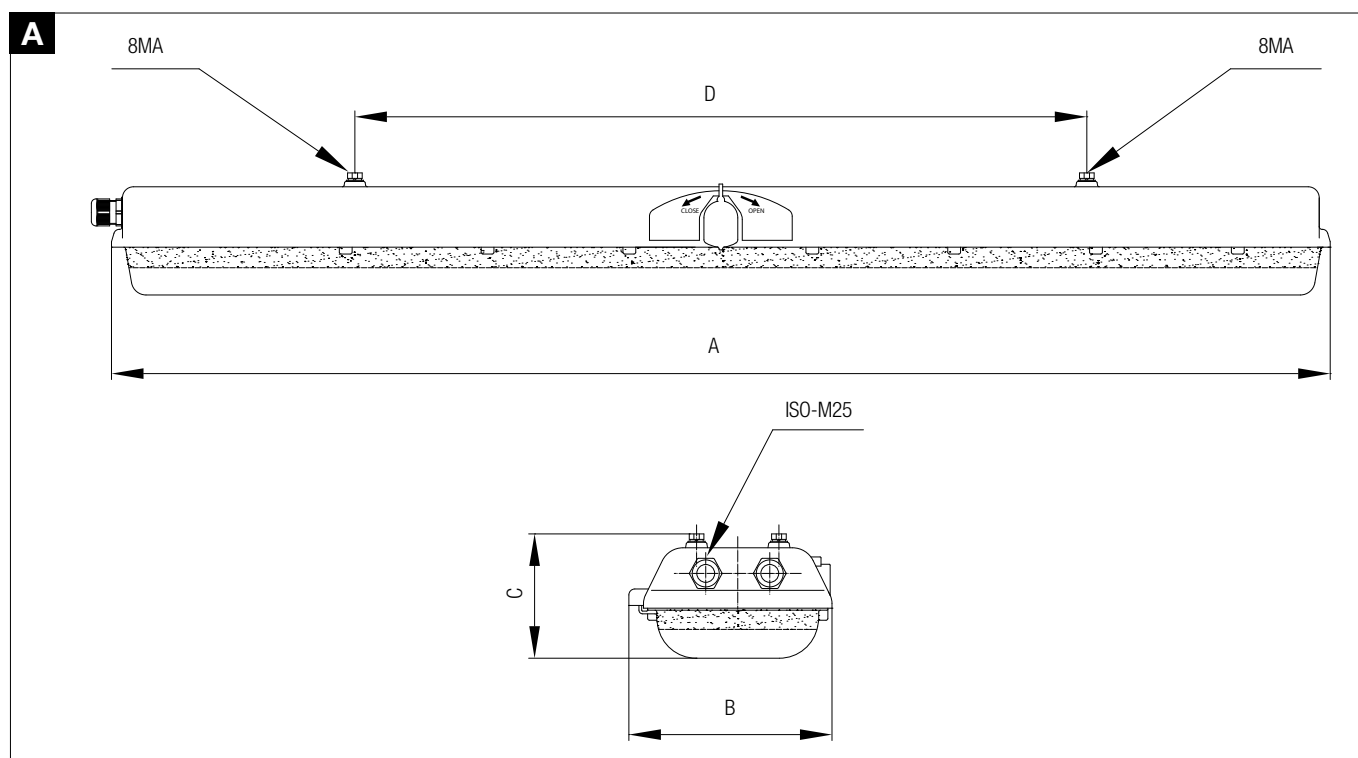
EMERGENCY FLUORESCENT LIGHTING FIXTURES FOR SINGLE AND TWIN LAMPS - POWER SUPPLY 230/240V AC 50/60Hz								
AVCE218	2 x 18W	T4	T 80°C	G13	4 x ISO-M25	7.2 V - 6Ah	120 min	A
AVCE236	2 x 36W	T4	T 80°C	G13	4 x ISO-M25	7.2 V - 6Ah	120 min	A

Technical features

CODE	A [mm]	B [mm]	C [mm]	D [mm]	WIGHT [Kg]	CABLE ENTRY	DETAIL
AVC218	760	222	134	450	8	4 x ISO-M25	A
AVC236	1335	222	134	800	12	4 x ISO-M25	A

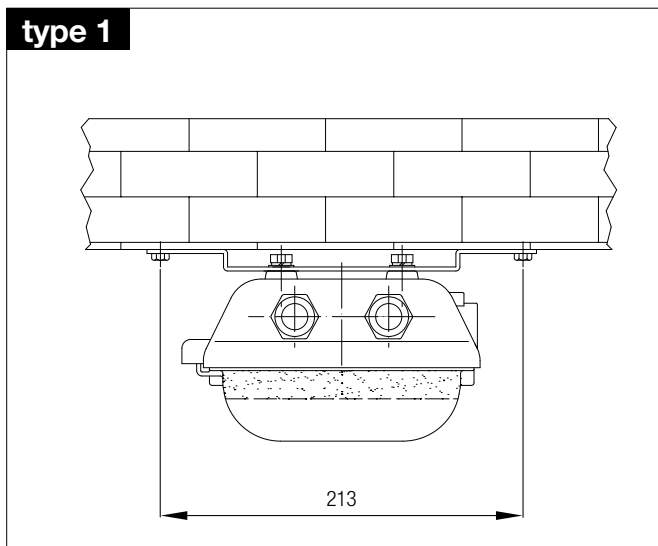
CODE	A [mm]	B [mm]	C [mm]	D [mm]	WIGHT [Kg]	CABLE ENTRY	DETAIL
AVCE218	760	222	134	450	9,5	4 x ISO-M25	A
AVCE236	1335	222	134	800	13,5	4 x ISO-M25	A

Reference details



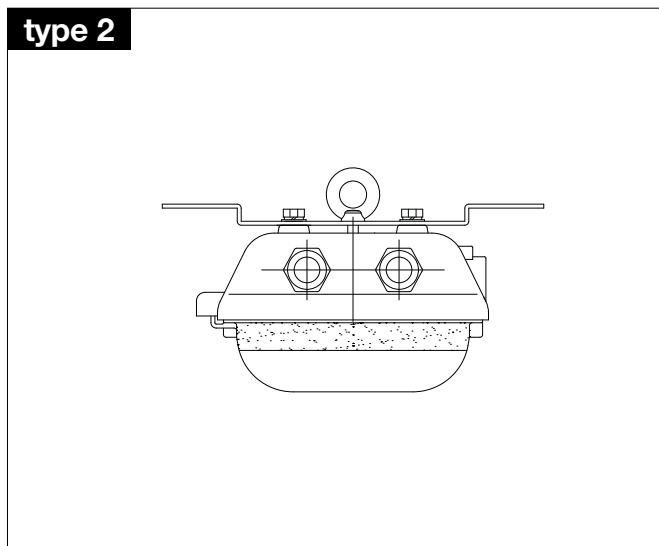
Ceiling mounting

type 1



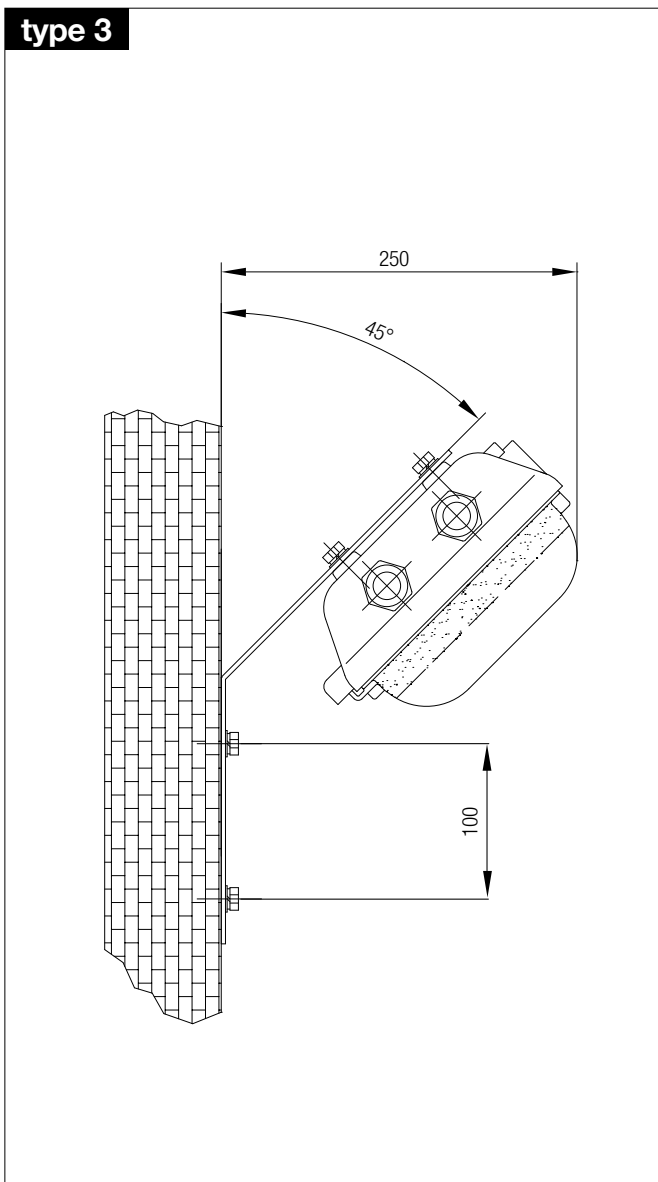
Pendant mounting

type 2



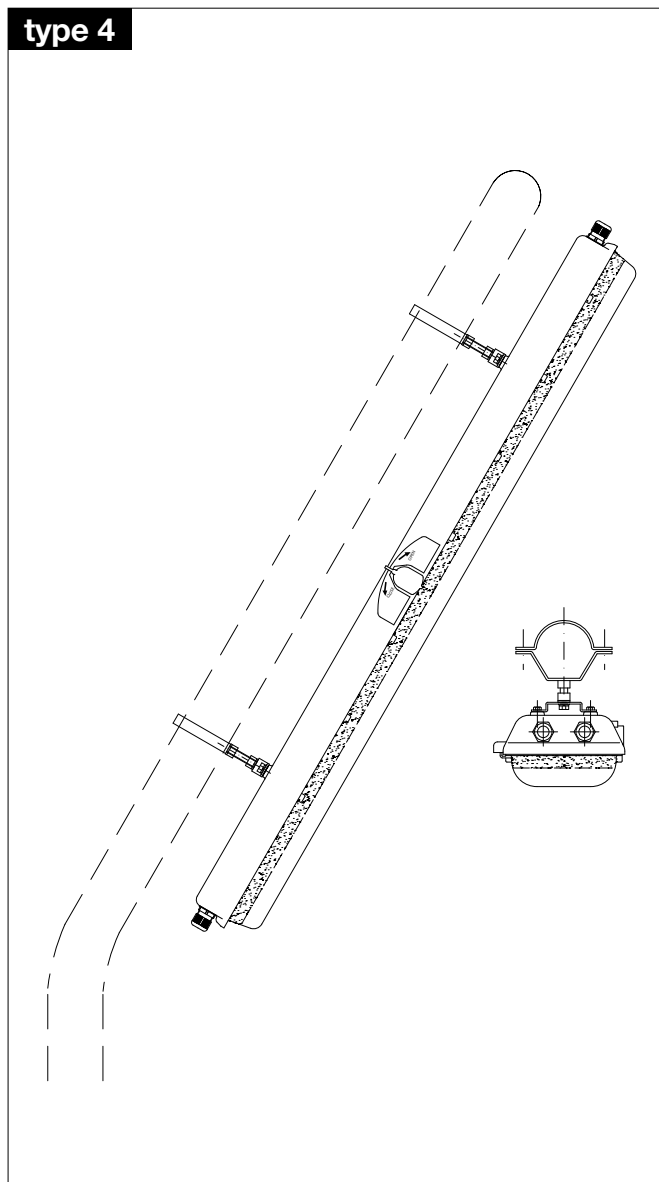
Wall/structure mounting

type 3

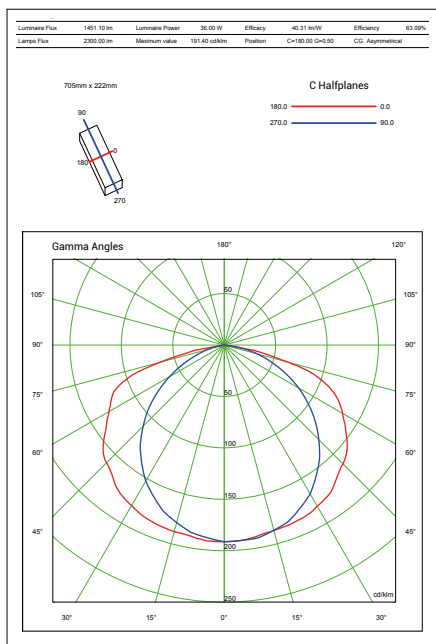


Pole mounting
Assemblig detail with pole (typical)

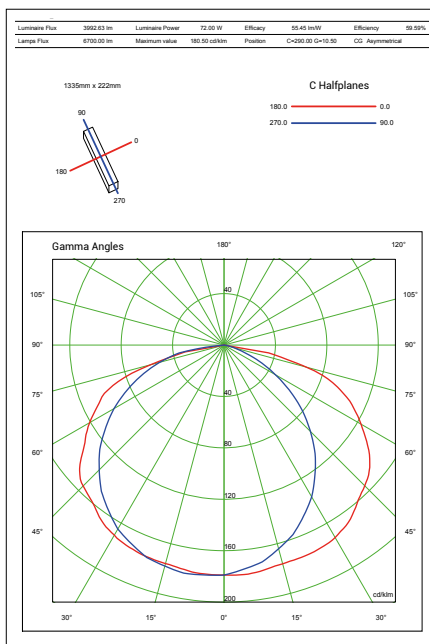
type 4



AVC218



AVC236



On request accessories

CODE	DESCRIPTION	INSTALLATION	MATERIAL
20302.0142	CEILING MOUNTING KIT C/W HARDWARE	TYPE 1	STAINLESS STEEL
20302.0103	EYE-BOLTS MOUNTING KIT C/W HARDWARE	TYPE 2	GALVANIZED STEEL
20302.0140	WALL MOUNTING KIT C/W HARDWARE	TYPE 3	GALVANIZED STEEL
20301.0162	POLE MOUNTING KIT Ø2" C/W HARDWARE	TYPE 4	GALVANIZED STEEL
20301.0163	POLE MOUNTING KIT Ø1-1/2" C/W HARDWARE	TYPE 4	GALVANIZED STEEL

REMARK:

Due to the development of the national and international specifications and of the technology, the above technical characteristics showed on this bulletin can be considered as binding on our confirmation only.