



Installation: hazardous areas - Zone 1 / 2 (Gases) - Zone 21 / 22 (Dusts)

Classification: Group II - Category 2G 2D



REFERENCE STANDARDS

ATEX-Directive 2014/34/EU / RoHS-Directive 2011/65/EU

EXECUTION	<ul style="list-style-type: none"> ⊗ II 2 G Ex de IIC Gb ⊗ II 2 D Ex tb IIIC Db (External actuating elements)
	<ul style="list-style-type: none"> ⊗ II 2 G Ex db eb IIC Gb ⊗ I M 2 Ex db eb I Mb (Internal pilot lamp module)
	<ul style="list-style-type: none"> ⊗ II 2 G Ex db eb ia IIC Gb ⊗ I M 2 Ex db eb ia I Mb (Ex ia internal pilot lamp module)
RULES OF COMPLIANCE	<ul style="list-style-type: none"> ⊗ II 2 G Ex db eb IIC Gb ⊗ I M 2 Ex db eb I Mb (Internal switch module with terminals)
	EN/IEC 60079-0; EN/IEC 60079-1; EN/IEC 60079-7; EN/IEC 60079-11; EN/IEC 60079-31
EC Type-Examination Certificate	CML 13 ATEX 3010U (Actuating elements) CML 17 ATEX 1106U (Pilot lamp modules) LCIE 13 ATEX 3007U (Ammeters) CML 17 ATEX 1105U (Switch modules for push buttons and Control switch modules)
PROTECTION DEGREE	IP66
AMBIENT TEMPERATURE	-20°C ÷ +60°C (Ammeters)
	-55°C ÷ +60°C (Others)
OTHER AVAILABLE CERTIFICATES	IECEx CML 14.0005U (Actuating elements)
	IECEx CML 17.0046U (Pilot lamp modules)
	IECEx LCIE 13.0009U (Ammeters)
	IECEx CML 17.0045U (Switch modules for push buttons and Control switch modules)
	EAC: TC RU C-DE.BH02.B.00009 (Pilot lamp modules)
EAC: TC RU C-IT.BH02.B.00608 (Ammeters)	
EAC: TC RU C-DE.GB06.B.00384 (Others)	
EAC: TC RU C-DE.VN02.V.00690/18 (Switch module, 4-pole)	

Mechanical characteristics

PILOT LIGHTS

Body	thermo plastic
Diffuser / Lens	polycarbonate
Insulating voltage	300V
Operating Voltage	12V ÷ 250V ac
	12V ÷ 60V dc
	12V ÷ 24V ac/dc
	10V ÷ 30V ac/dc (Ex ia pilot lamp module only)


PUSH BUTTONS /SELECTOR SWITCHES

Body	thermo plastic
Ring	thermo plastic
Operator	thermo plastic
Insulating voltage	690V
Operating Voltage	400V (AC-12) - 400V (AC-15)
	110V (DC-13) - 24V (DC-13)
Conventional Current	16A (Ta = -55°C ÷ +40°C)
	11A (Ta = -55°C ÷ +60°C)


AMMETERS


Housing	fire retardant plastic
Insulating voltage	690V ac
Working mode	electromagnetic
Accuracy	1,50%
Start up over current	5 times - (other of request)


Technical data


SPRING RETURN PUSH BUTTON				
HANDLES-DE	COMPLETE OPER. CODE	SINGLE ACTUATING AND MODULE CODES	CONTACT BLOCK	BODY DIAMETER [mm]
	SRPB#11	05-0003-000700 * + 07-3323-4400	1 NO + 1 NC	38
	SRPB#20	05-0003-000700 * + 07-3323-4200	2 NO	38
	SRPB#02	05-0003-000700 * + 07-3323-4100	2 NC	38

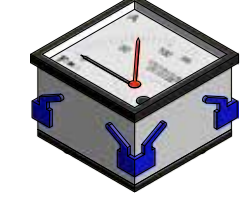
05-0003-000700 *: 5 labels (red, green, yellow, white, black) included

PULL TO RELEASE MUSHROOM PUSH BUTTON				
HANDLES-DE	COMPLETE OPER. CODE	SINGLE ACTUATING AND MODULE CODES	CONTACT BLOCK	BODY DIAMETER [mm]
	MRPB#11	05-0003-0008 + 07-3323-4400	1 NO + 1 NC	38
	MRPB#20	05-0003-0008 + 07-3323-4200	2 NO	38
	MRPB#02	05-0003-0008 + 07-3323-4100	2 NC	38

KEY-OPERATED CONTROL BUTTON				
HANDLES-DE	COMPLETE OPER. CODE	SINGLE ACTUATING AND MODULE CODES	CONTACT BLOCK	OPERATOR COLOR
	ESPB#04	05-0003-000800 + 05-0091-02F3 + 07-3381-1000	4 NC	38
	ESPB#31	05-0003-000800 + 05-0091-02F3 + 07-3381-2000	1 NO + 3 NC	38
	ESPB#22	05-0003-000800 + 05-0091-02F3 + 07-3381-3000	2 NO + 2 NC	38
	ESPB#13	05-0003-000800 + 05-0091-02F3 + 07-3381-5000	3 NO + 1 NC	38
	ESPB#40	05-0003-000800 + 05-0091-02F3 + 07-3381-4000	4 NO	38

PILOT LIGHT FOR BACK COVER INSTALLATION						
HANDLES-DE	COMPLETE OPER. CODE	SINGLE ACTUATING AND MODULE CODES	EXECUTION	LAMP TYPE	LAMP COLOR	BODY DIAM. [mm]
	PLCI#EXEBBI	05-0003-0016 + 07-3353-4140	Ex db eb	LED	WHITE	38
	PLCI#EXIABI	05-0003-0016 + 07-3353-4440	Ex db eb ia			
	PLCI#EXEBGI	05-0003-0015 + 07-3353-4130	Ex db eb	LED	YELLOW	38
	PLCI#EXIAGI	05-0003-0015 + 07-3353-4430	Ex db eb ia			
	PLCI#EXEBRO	05-0003-0013 + 07-3353-4110	Ex db eb	LED	RED	38
	PLCI#EXIARO	05-0003-0013 + 07-3353-4410	Ex db eb ia			
	PLCI#EXEBVE	05-0003-0014 + 07-3353-4120	Ex db eb	LED	GREEN	38
	PLCI#EXIAVE	05-0003-0014 + 07-3353-4420	Ex db eb ia			
	PLCI#EXEBBL	05-0003-0017 + 07-3353-4150	Ex db eb	LED	BLUE	38
PLCI#EXIABL	05-0003-0017 + 07-3353-4450	Ex db eb ia				

KEY-OPERATED CONTROL BUTTON					
HANDLES-DE	COMPLETE OPER. CODE	SINGLE ACTUATING AND MODULE CODES	CONTACT BLOCK	OPERATOR COLOR	BODY DIAMETER [mm]
	CSEL4#11	05-0003-001200 + 07-3323-4400	1 NO + 1 NC	BLACK	38
	CSEL4#20	05-0003-001200 + 07-3323-4200	2 NO	BLACK	38
	CSEL4#02	05-0003-001200 + 07-3323-4100	2 NC	BLACK	38

AMMETER AND MILLIAMMETER			
HANDLES-DE	CODE	RATED CURRENT	SCALE
	AMDE#	40mA	0÷20/40mA
		40mA	4÷20/40mA
		1A	0÷1A
		5A	0÷5A
		X/1A	0...1A; 5A; 10A; 15A; 20A; 25A; 30A; 40A; 60A; 75A; 100A; 150A; 200A; 300A; 500A;
		X/5A	0...1A; 5A; 10A; 15A; 20A; 25A; 30A; 40A; 60A; 75A; 100A; 150A; 200A; 300A; 500A;






Technical data

CONTROL SWITCH INSTALLATION MODULE 4 POLE ONLY																																					
HANDLES-DE	CODE	CONTACT	SWITCH (POSITION)																																		
	07-3331-1A01	<table border="1"> <tr><td></td><td>13</td><td>23</td><td>33</td><td>43</td></tr> <tr><td>0</td><td></td><td></td><td></td><td></td></tr> <tr><td>I</td><td>X</td><td>X</td><td>X</td><td>X</td></tr> <tr><td></td><td>14</td><td>24</td><td>34</td><td>44</td></tr> </table>		13	23	33	43	0					I	X	X	X	X		14	24	34	44															
		13	23	33	43																																
	0																																				
	I	X	X	X	X																																
		14	24	34	44																																
	07-3331-1A02	<table border="1"> <tr><td></td><td>13</td><td>23</td><td>31</td><td>41</td></tr> <tr><td>0</td><td></td><td></td><td>X</td><td>X</td></tr> <tr><td>I</td><td>X</td><td>X</td><td></td><td></td></tr> <tr><td></td><td>14</td><td>24</td><td>32</td><td>42</td></tr> </table>		13	23	31	41	0			X	X	I	X	X				14	24	32	42															
		13	23	31	41																																
	0			X	X																																
	I	X	X																																		
		14	24	32	42																																
	07-3331-1A03	<table border="1"> <tr><td></td><td>11</td><td>23</td><td>33</td><td>43</td></tr> <tr><td>0</td><td>X</td><td></td><td></td><td></td></tr> <tr><td>I</td><td></td><td>X</td><td>X</td><td>X</td></tr> <tr><td></td><td>12</td><td>24</td><td>34</td><td>44</td></tr> </table>		11	23	33	43	0	X				I		X	X	X		12	24	34	44															
		11	23	33	43																																
0	X																																				
I		X	X	X																																	
	12	24	34	44																																	
07-3331-1A04	<table border="1"> <tr><td></td><td>11</td><td>21</td><td>31</td><td>43</td></tr> <tr><td>0</td><td>X</td><td>X</td><td>X</td><td></td></tr> <tr><td>I</td><td></td><td></td><td></td><td>X</td></tr> <tr><td></td><td>12</td><td>22</td><td>32</td><td>44</td></tr> </table>		11	21	31	43	0	X	X	X		I				X		12	22	32	44																
	11	21	31	43																																	
0	X	X	X																																		
I				X																																	
	12	22	32	44																																	
07-3331-1H05	<table border="1"> <tr><td></td><td>11</td><td>23</td><td>33</td><td>43</td></tr> <tr><td>0</td><td>X</td><td></td><td></td><td></td></tr> <tr><td>I</td><td></td><td>X</td><td></td><td></td></tr> <tr><td>II</td><td></td><td></td><td>X</td><td></td></tr> <tr><td>III</td><td></td><td></td><td></td><td>X</td></tr> <tr><td></td><td>12</td><td>24</td><td>34</td><td>44</td></tr> </table>		11	23	33	43	0	X				I		X			II			X		III				X		12	24	34	44						
	11	23	33	43																																	
0	X																																				
I		X																																			
II			X																																		
III				X																																	
	12	24	34	44																																	
07-3331-1N01	<table border="1"> <tr><td></td><td>1</td><td>3</td><td>5</td><td>13</td></tr> <tr><td>0</td><td></td><td></td><td></td><td></td></tr> <tr><td>I</td><td>X</td><td>X</td><td>X</td><td>X</td></tr> <tr><td></td><td>2</td><td>4</td><td>6</td><td>14</td></tr> </table>		1	3	5	13	0					I	X	X	X	X		2	4	6	14																
	1	3	5	13																																	
0																																					
I	X	X	X	X																																	
	2	4	6	14																																	
07-3331-1C06	<table border="1"> <tr><td></td><td>13</td><td>23</td><td>33</td><td>43</td></tr> <tr><td>0</td><td>X</td><td>X</td><td></td><td></td></tr> <tr><td>I</td><td></td><td></td><td></td><td></td></tr> <tr><td>II</td><td></td><td></td><td>X</td><td>X</td></tr> <tr><td></td><td>14</td><td>24</td><td>34</td><td>44</td></tr> </table>		13	23	33	43	0	X	X			I					II			X	X		14	24	34	44											
	13	23	33	43																																	
0	X	X																																			
I																																					
II			X	X																																	
	14	24	34	44																																	
07-3331-1C07	<table border="1"> <tr><td></td><td>13</td><td>23</td><td>31</td><td>41</td></tr> <tr><td>0</td><td></td><td></td><td>X</td><td>X</td></tr> <tr><td>I</td><td></td><td></td><td></td><td></td></tr> <tr><td>II</td><td>X</td><td>X</td><td></td><td></td></tr> <tr><td></td><td>14</td><td>24</td><td>32</td><td>42</td></tr> </table>		13	23	31	41	0			X	X	I					II	X	X				14	24	32	42											
	13	23	31	41																																	
0			X	X																																	
I																																					
II	X	X																																			
	14	24	32	42																																	
07-3331-1E08	<table border="1"> <tr><td></td><td>11</td><td>23</td><td>33</td><td>43</td></tr> <tr><td>0</td><td>X</td><td></td><td></td><td></td></tr> <tr><td>I</td><td></td><td>X</td><td></td><td></td></tr> <tr><td>II</td><td></td><td></td><td>X</td><td>X</td></tr> <tr><td></td><td>12</td><td>24</td><td>34</td><td>44</td></tr> </table>		11	23	33	43	0	X				I		X			II			X	X		12	24	34	44											
	11	23	33	43																																	
0	X																																				
I		X																																			
II			X	X																																	
	12	24	34	44																																	
07-3331-1E09	<table border="1"> <tr><td></td><td>13</td><td>23</td><td>33</td><td>43</td></tr> <tr><td>0</td><td>X</td><td>X</td><td></td><td></td></tr> <tr><td>I</td><td></td><td></td><td></td><td></td></tr> <tr><td>II</td><td></td><td></td><td>X</td><td>X</td></tr> <tr><td></td><td>14</td><td>24</td><td>34</td><td>44</td></tr> </table>		13	23	33	43	0	X	X			I					II			X	X		14	24	34	44											
	13	23	33	43																																	
0	X	X																																			
I																																					
II			X	X																																	
	14	24	34	44																																	
07-3331-1L01	<table border="1"> <tr><td></td><td>13</td><td>23</td><td>33</td><td>43</td></tr> <tr><td>0</td><td></td><td></td><td></td><td></td></tr> <tr><td>I</td><td>X</td><td></td><td></td><td></td></tr> <tr><td>II</td><td></td><td>X</td><td></td><td></td></tr> <tr><td>III</td><td></td><td></td><td>X</td><td></td></tr> <tr><td>IV</td><td></td><td></td><td></td><td>X</td></tr> <tr><td></td><td>14</td><td>24</td><td>34</td><td>44</td></tr> </table>		13	23	33	43	0					I	X				II		X			III			X		IV				X		14	24	34	44	
	13	23	33	43																																	
0																																					
I	X																																				
II		X																																			
III			X																																		
IV				X																																	
	14	24	34	44																																	
07-3331-1N02	<table border="1"> <tr><td></td><td>1</td><td>3</td><td>5</td><td>11</td></tr> <tr><td>0</td><td></td><td></td><td></td><td>X</td></tr> <tr><td>I</td><td>X</td><td>X</td><td>X</td><td></td></tr> <tr><td></td><td>2</td><td>4</td><td>6</td><td>12</td></tr> </table>		1	3	5	11	0				X	I	X	X	X			2	4	6	12																
	1	3	5	11																																	
0				X																																	
I	X	X	X																																		
	2	4	6	12																																	

DIFFERENT SWITCH DIAG. CONFIGURATION ARE AVAILABLE ON DEMAND

Technical data

CONTROL SWITCH OPERATING HANDLE ONLY		
HANDLES-DE	CODE	DESCRIPTION
	05-0003-006301	0-I
	05-0003-006302	I-II
	05-0003-006303	I-O-II
	05-0003-006304	O-I-II
	05-0003-006305	O-I-II-III
	05-0003-006306	O-I-II-III-IV
	05-0003-006309	HAND-O-AUTO

COMPLETE SELECTOR SWICTH				
HANDLES-DE	COMPLETE OPER.CODE	SINGLE ACTUATING AND MODULE CODES	DIAGRAM CODE	HANDLE DESCRIPTION
 	CSEL1#A001	05-0003-006301 + 07-3331-1A01	A01	0-I
	CSEL1#B001	05-0003-006302 + 07-3331-1A01	A01	I-II
	CSEL1#A002	05-0003-006301 + 07-3331-1A02	A02	0-I
	CSEL1#B002	05-0003-006302 + 07-3331-1A02	A02	I-II
	CSEL1#A003	05-0003-006301 + 07-3331-1A03	A03	0-I
	CSEL1#B003	05-0003-006302 + 07-3331-1A03	A03	I-II
	CSEL1#A004	05-0003-006301 + 07-3331-1A04	A04	0-I
	CSEL1#B004	05-0003-006302 + 07-3331-1A04	A04	I-II
	CSEL1#E005	05-0003-006305 + 07-3331-1H05	H05	O-I-II-III
	CSEL1#A006	05-0003-006301 + 07-3331-1N01	N01	0-I
	CSEL1#B006	05-0003-006302 + 07-3331-1N01	N01	I-II
	CSEL1#C007	05-0003-006303 + 07-3331-1C06	C06	I-O-II
	CSEL1#G007	05-0003-006309 + 07-3331-1C06	C06	HAND-O-AUTO
	CSEL1#D008	05-0003-006304 + 07-3331-1C07	C07	O-I-II
	CSEL1#D009	05-0003-006304 + 07-3331-1E08	E08	O-I-II
	CSEL1#D010	05-0003-006304 + 07-3331-1E09	E09	O-I-II
CSEL1#F011	05-0003-006306 + 07-3331-1L01	L01	O-I-II-III-IV	
CSEL1#A012	05-0003-006301 + 07-3331-1N02	N02	0-I	
CSEL1#B012	05-0003-006302 + 07-3331-1N02	N02	I-II	

REMARK:

Due to the development of the national and international specifications and of the technology, the above technical characteristics showed on this bulletin can be considered as binding on our confirmation only.

